

# A NEW WINMALEE VILLAGE IS COMING





# WINMALEE VILLAGE

Winmalee Village is an existing neighbourhood shopping centre serving an extensive trade area in the Blue Mountains including the towns of Winmalee and Springwood.

It is a well established centre anchored by a high-performing Coles supermarket, the largest in the Lower Blue Mountains, with a Target Country, Reject Shop and 22 additional specialty shops.

The centre is the largest undercover shopping centre in the Mountains and attracts residents from surrounding towns to do their regular grocery shop.

The refurbishment of Winmalee Village will deliver a contemporary upgrade and remix the existing retail and services to provide a better shopping experience.

The centre is easily accessible by car and has 345 on grade and basement car spaces and the local bus service connects Winmalee with Springwood.

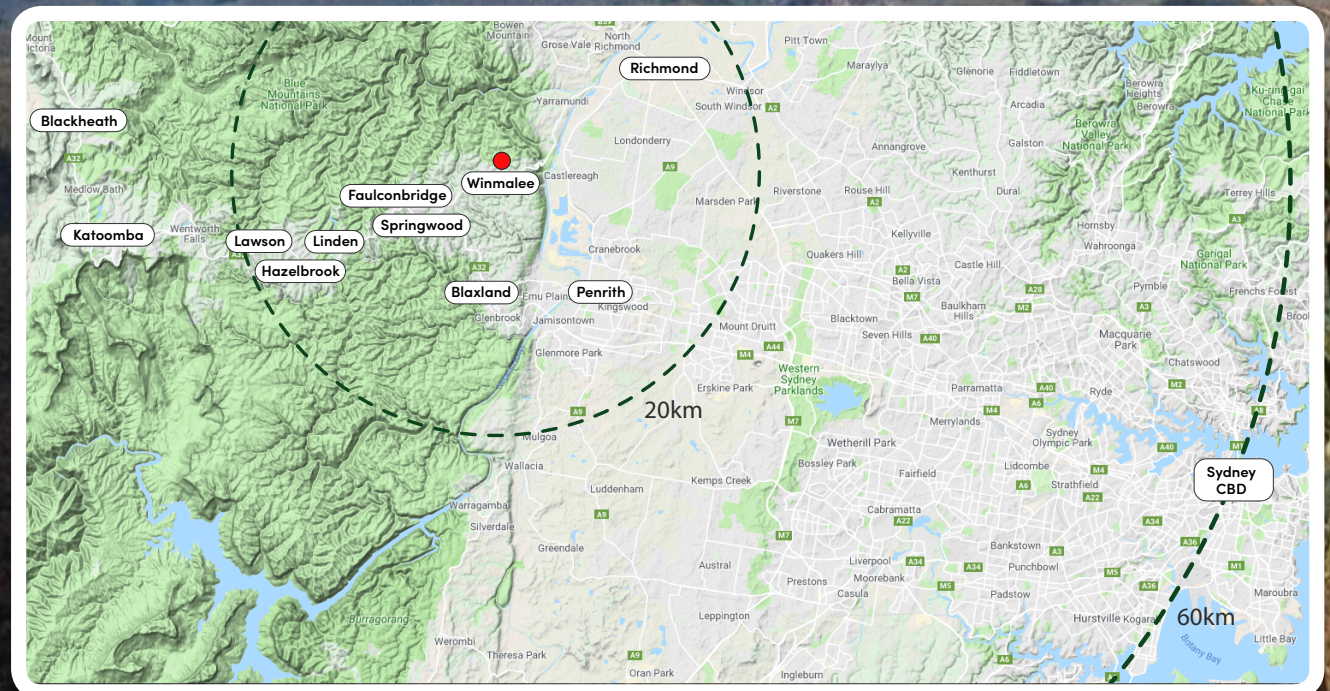
Customer research shows that the local population is loyal to the centre and visits often for daily and weekly grocery needs.

The new Winmalee Village will provide this loyal customer base with further reason to visit, offering more of life's essential services and modern, appealing food and beverage options.

## LOCATION

Located 60km to the west of Sydney CBD, Winmalee sits in the Lower Blue Mountains to the north of the Great Western Highway.

It is a desirable location surrounded by the natural beauty of the Blue Mountains. It benefits from easy access to the M4 motorway and Springwood train station for travel to Sydney's west and the CBD.

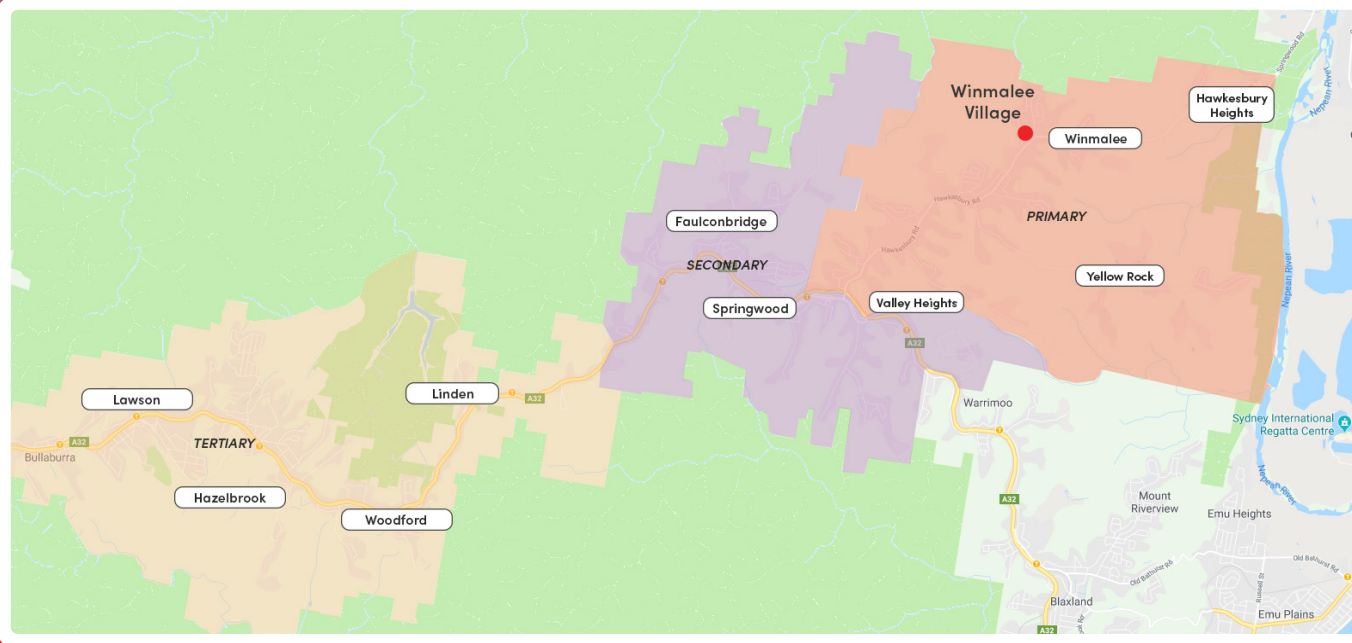




# TRADE AREA

Due to its unique location, Winmalee Village services a large total trade area which extends approximately 1km to the north, 5km to the south and east and around 20km to the west.

The terrain and topography of the area make Winmalee an ideal shopping centre to service the day to day needs of the residents of the Lower Blue Mountains.



SOURCE: ABS CENSUS OF POPULATION AND HOUSING 2016, MARKET INFO AND LOCATION IQ



25,330

MAIN TRADE AREA  
POPULATION



7%

ABOVE SYDNEY AVERAGE  
RETAIL SPEND PER ANNUM



85%

HOME OWNERSHIP  
20% ABOVE SYDNEY AVG



95%

OF MAIN TRADE AREA  
AUSTRALIAN OR EUROPEAN BORN

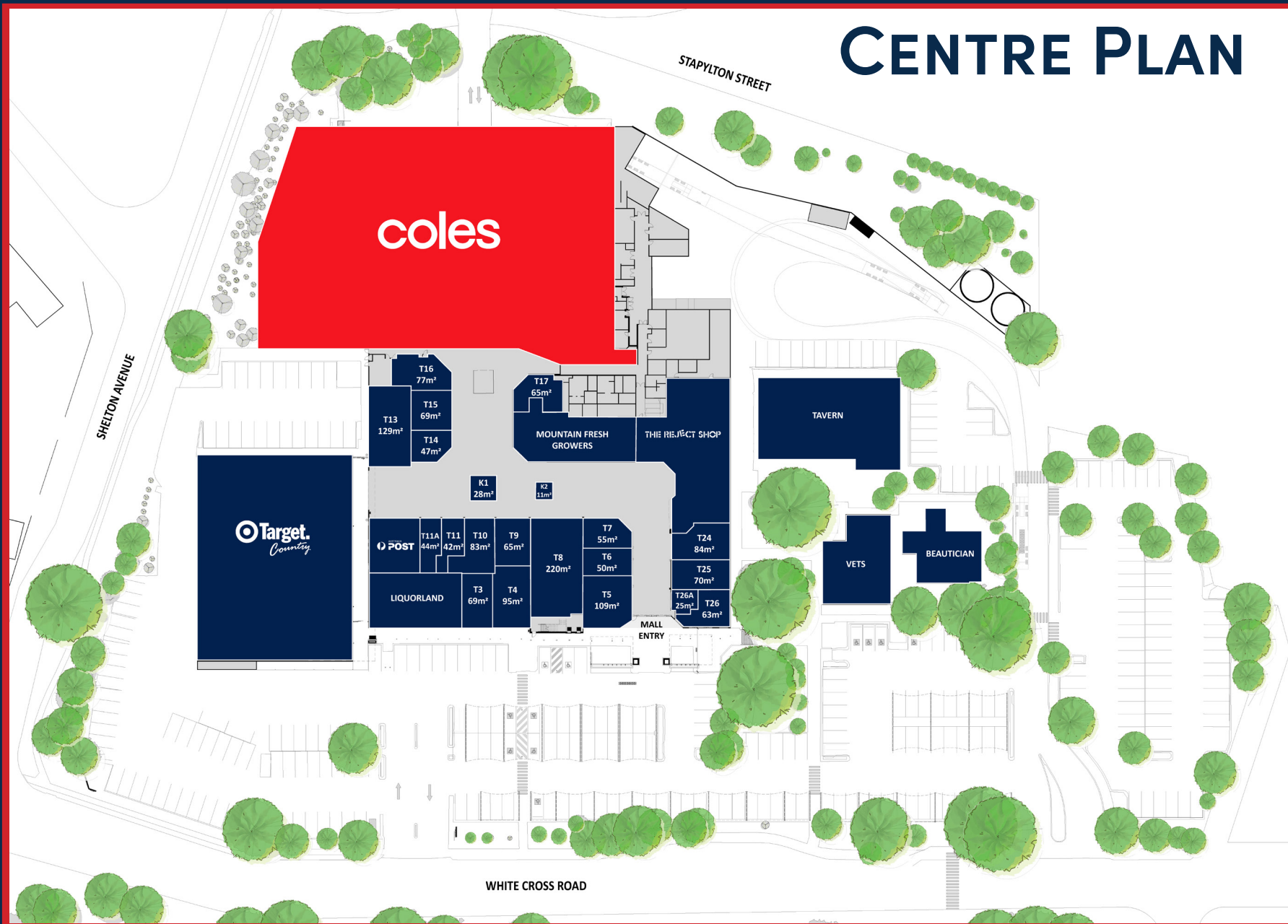


345

ON GRADE & BASEMENT CAR  
SPACES



# CENTRE PLAN



\*TENANCY SIZES ARE INDICATIVE AND SUBJECT TO SURVEY. PLANS ARE SUBJECT TO CHANGE AND SUBJECT TO COUNCIL APPROVAL

## ALL LEASING ENQUIRIES:

Adam Nahle

t: 0418 222 830

e: adamn@rookpartners.com

Disclaimer: The information in this brochure is for marketing and general information purposes only. All dimensions and areas quoted or appearing on plans are approximate and subject to survey. Rook Sheu Pty Ltd t/a Rook Partners does not warrant the information nor have we sought to have the information independently verified. We therefore recommend that potential Lessees make their own investigations and inquiries. The information in this brochure does not form part of any contract. It is not to be relied upon or used for any other purposes.



**ROOK**  
PARTNERS